BRUNNER FIREPLACES



Architektur-Tunnel 45/101 lifting doors (easy-lift)

State: 05.06.2013



BRUNNER®

made in germany

Dimension sheet | **Architektur-Tunnel 45/101 lifting doors (easy-lift)**

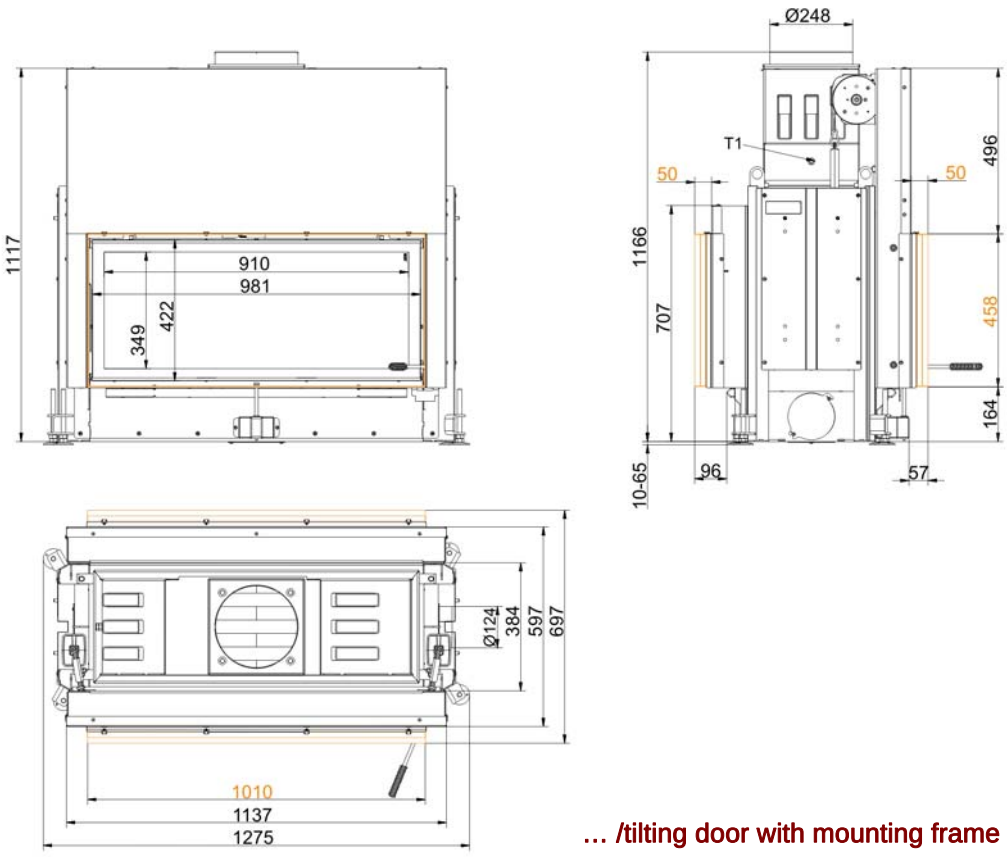

… /tilting door with mounting frame 50 mm

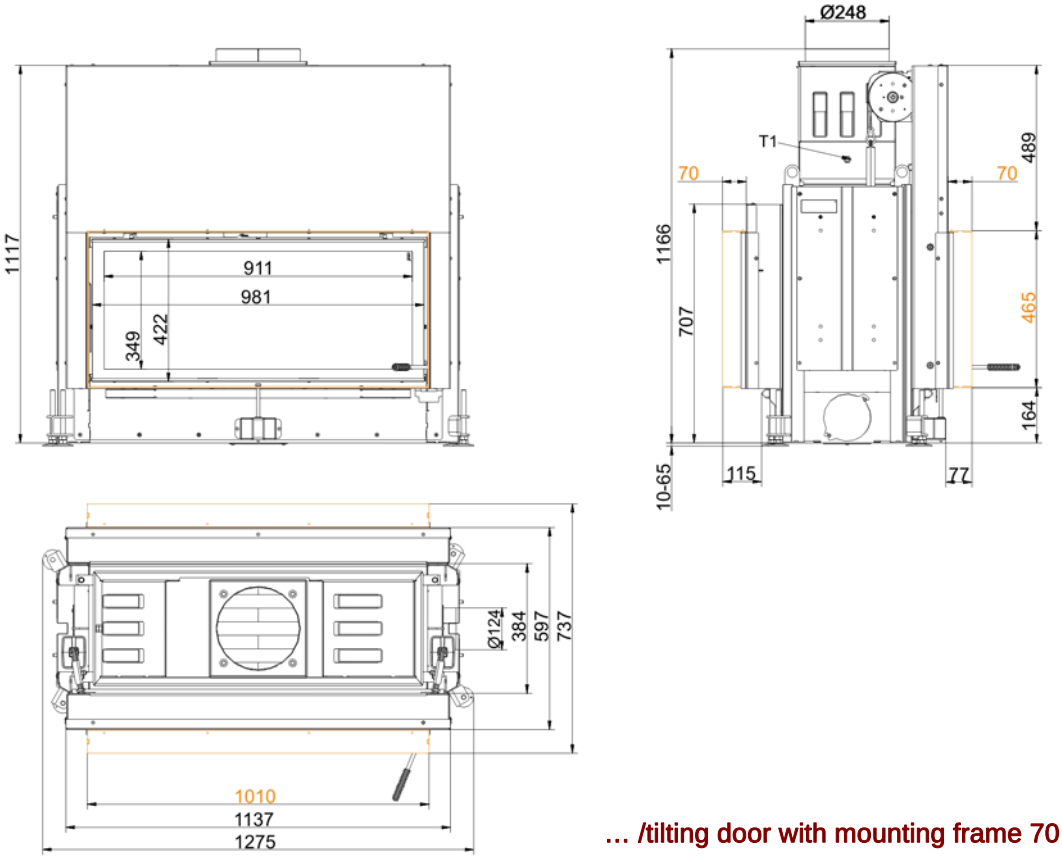

… /tilting door with mounting frame 70 mm

We suggest for CAD planing Palette CAD. Permanent updated drawings: www.brunner.de
Frames / front versions are marked colored.

Dimension sheet | **Architektur-Tunnel 45/101 lifting doors (easy-lift)**

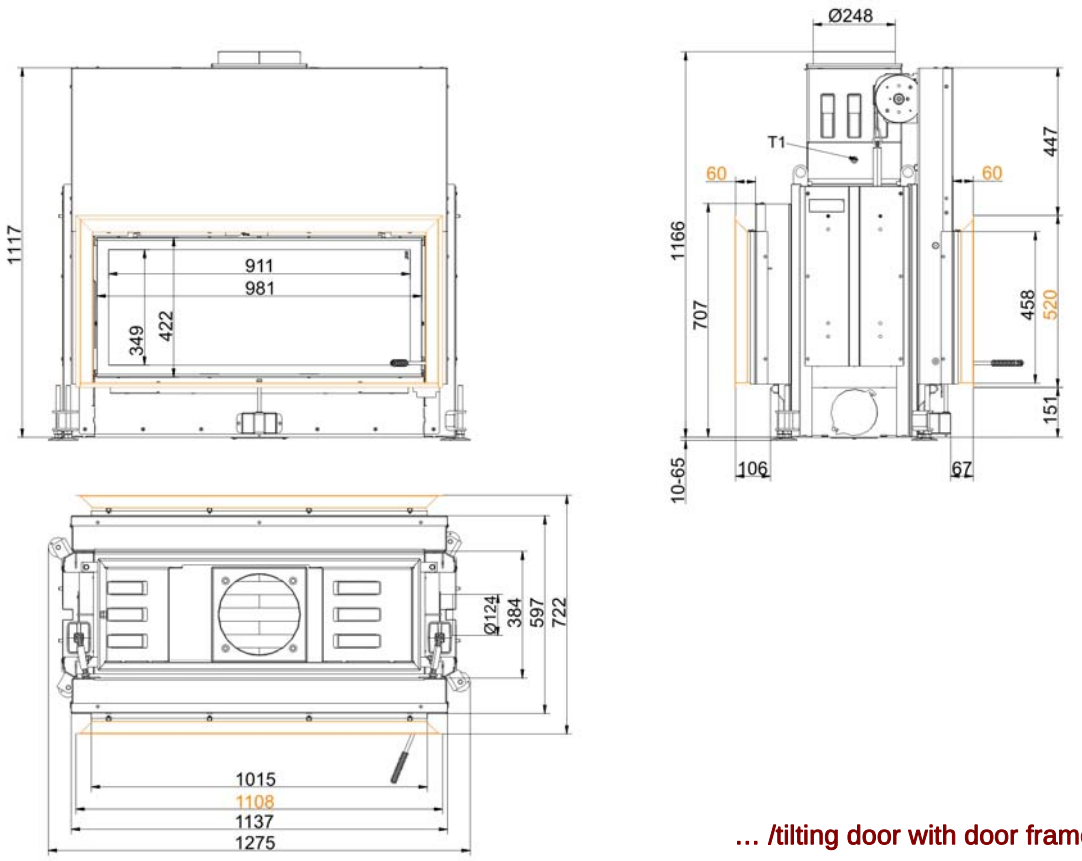

… /tilting door with door frame

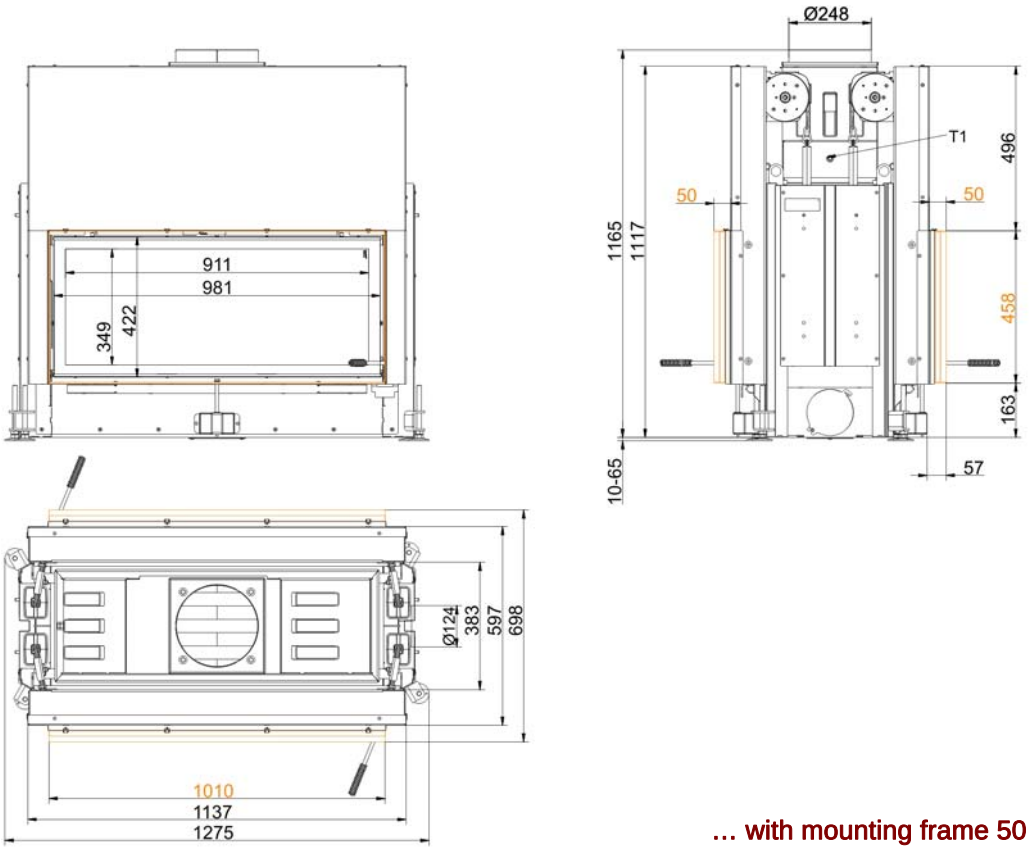

… with mounting frame 50 mm

We suggest for CAD planing Palette CAD. Permanent updated drawings: www.brunner.de
Frames / front versions are marked colored.

Dimension sheet | **Architektur-Tunnel 45/101 lifting doors (easy-lift)**

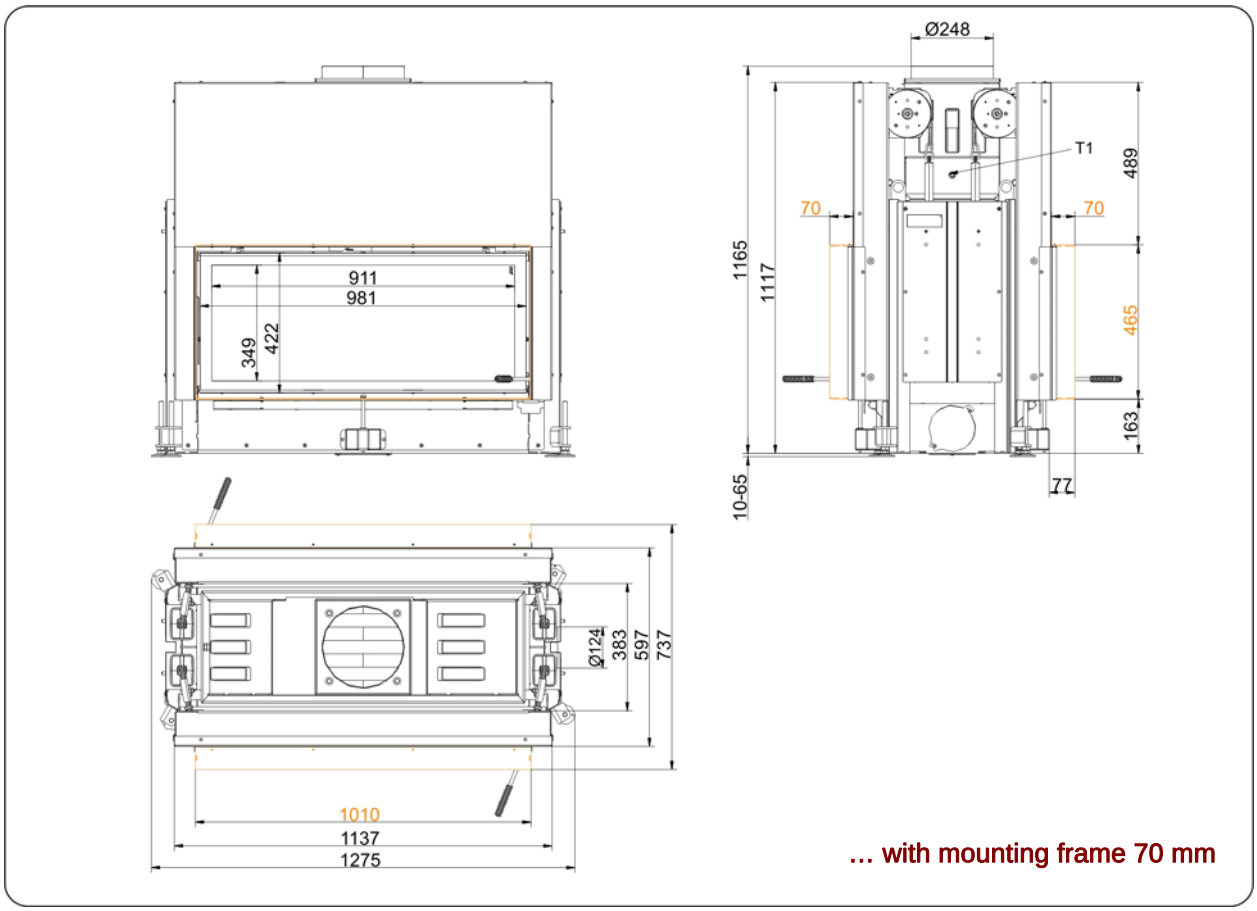

… with mounting frame 70 mm

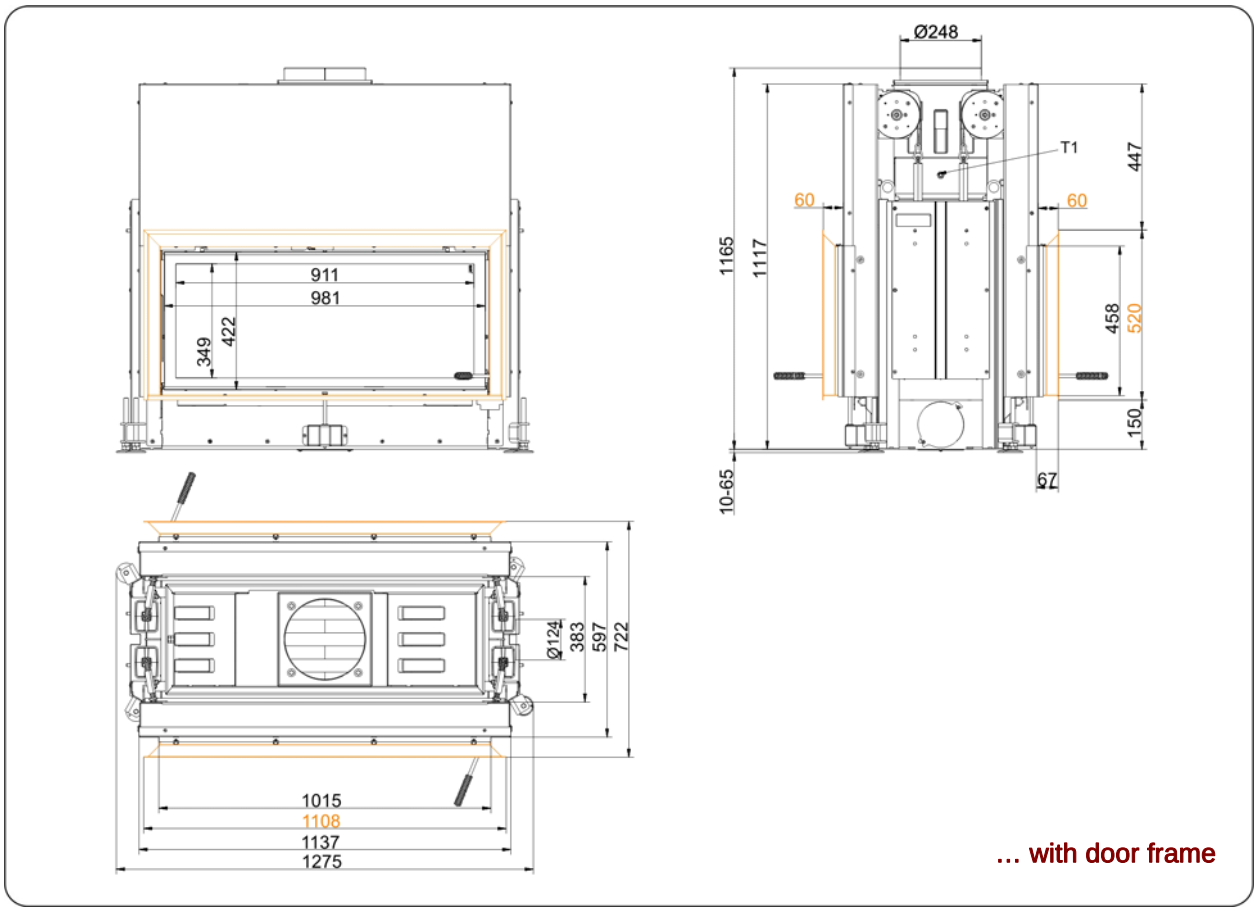

… with door frame

We suggest for CAD planing Palette CAD. Permanent updated drawings: www.brunner.de
Frames / front versions are marked colored.

Planning and installation

Architektur-Tunnel 45/101

Tested according to		EN 13229 W	EN 13229 W
Values measured at		nominal load	open door 4)
Suitable for all construction types according to rules		OK	OK
Data for functional demonstration			
Rated heat power	kW	14	-
Firewood consumption	kg/h	4,3	4,3
Combustion performance	kW	18	18
Flue gas mass flow	g/s	16	80
Outlet temperature (before heating surface)	°C	-	-
Flue gas temperature after			
attached steel smoke hood	°C	205	130
adjoining cast iron radiator (GNF10)	°C	-	-
accumulation rings (MAS) 1)	°C	-	-
adjoining ceramic accumulator 2)	°C	-	-
accumulation stones (MSS)	°C	-	-
water boiler	°C	-	-
Necessary supply pressure	Pa	12	6
Combustion air consumption	m³/h	40	210
Combustion air connection Ø	mm	125	-
Heat distribution			
Insert / heating surface	%	50 / -	- / -
Glass (single / double)	%	50 / -	- / -
Boiler	%	-	-
Cross-section of gratings for max. warm air power			
Supply air	cm²	900	-
Warm air	cm²	900	-
Minimal oven surface for closed construction type			
Surface giving off heat	m²	4,8	-
Space inside oven chamber			
Distance to oven chamber wall	cm	8	8
Distance to floor	cm	-	-
Heat insulation without / with 3) air gratings			
Wall	cm	18 / 12	18 / 12
Floor	cm	4 / 2	4 / 2
Ceiling	cm	25 / 18	25 / 18
Insulation of additional fire door DHT	cm	-	-
Brick lining of protected walls	cm	10	10
Weight			
Fireplace + burning chamber 5)	kg	271 + 39 + 66	
meets requirement limit values for			
Germany / Austria / Switzerland / Norway		1.BImSchV (Stufe 2) / 15a BVG / LRV / -	

1) Throttle flap recommended
2) Approximate value, must be calculated eventually
3) Values with air gratings, stove casing is heat conducting
4) limited to one side opening
5) heater = body + mounted exchanger

Ulrich Brunner GmbH
Zellhuber Ring 17 -18
D-84307 Eggenfelden
Phone: +49 / (0)87 21 / 7 71-0
Fax: +49 / (0)87 21 / 7 71-100
info@brunner.eu | www.brunner.eu

BRUNNER products are offered and sold only by qualified dealers and service centres.
Subject to technical and assortment changes. Errors excepted. (06/13)